

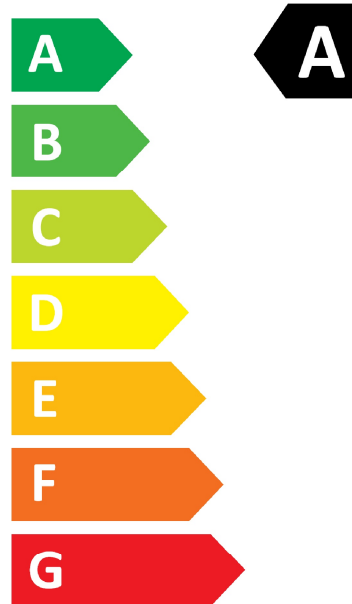
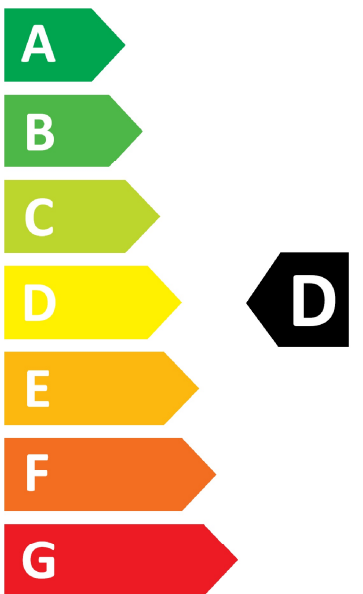


ENERG



GORENJE

WD2PA1X64ADW



🚰 **307** kWh / 100🔄

🚰 **41** kWh / 100🔄

6.0 kg



10.5 kg

89 L



43 L

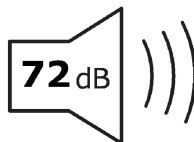
7:59



3:59



A**B**CDEFG



A**B**CD