

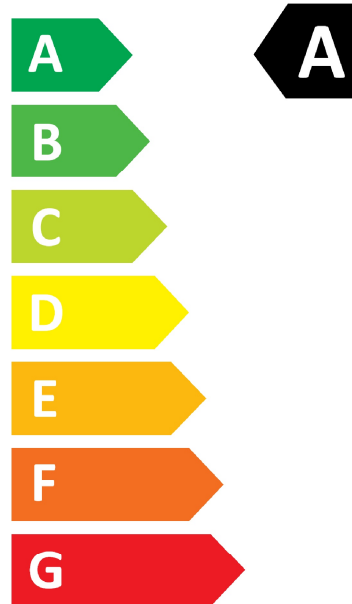
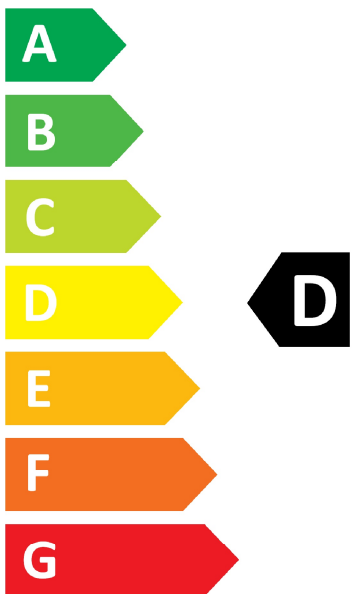


ENERG



HISENSE

WD3S9043BW3



🚰 **308** kWh/100

🚰 **34** kWh/100

6.0 kg



9.0 kg

89 L



39 L

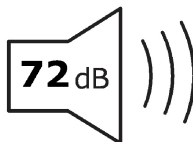
7:59



3:48



A**B**CDEFG



A**B**CD