




ENERG



GORENJE


WPNEI82A1SWIFI



40 kWh /  100



8.0 kg



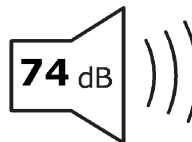
3:32



47 L



ABC**C**DEFG



A**B**CD